


WEF SCHOLARSHIP EXAMINATION – 2023-2024
INSTRUCTIONS FOR ONLINE EXAM TO BE CONDUCTED ON 11TH
FEBRUARY AND 25TH FEBRUARY 2024 ONLINE

Please keep checking our website (<https://wisdomscholarship.org/wef/>) for an updated instruction sheet or any updates in the instruction sheet in case of any changes.

Before you appear for the exam. Set camera view of your mobile/ laptop/PC to the following sitting position.



OR



Please note that your writing pad should be visible to camera.

Disqualification criteria :

Use of AI technology is used to conduct the examination.

- * If the sitting position is not observed you will be disqualified from the examination.
- * If your internet speed is less the system will automatically log you out.
- * If we are unable to see you on camera or hear you on the microphone.
- * If you leave your seat till your examination is over.
- * If you move out of camera.
- * If your or some other sound is heard.
- * If you are accompanied with some one in the room.
- * If you are getting prompt from someone in your room.
- * Allowing someone else to look at your exam screen.
- * If you are continuously looking here and there for help.
- * If any suspicious activity is noticed.
- * Wearing headphones/ear phones, talking to someone on phone .
- * Switching app/device. Do not use the back, home, and application switcher buttons of your device during the exam. Doing so would submit your examination.
- * Going out of camera range.
- * Do not bend in front to solve your problem so that your face is out of camera view.
- * Do not read your questions loudly.
- * Use of additional devices to access internet search all for any other use.
- * You are continuously recorded by the camera through out your examination.
- * Do not leave your seat till the examination is over.
- * Do not use any text book, notes, gadgets or help from any other outside source.
- * No snack breaks or wash room breaks permitted during examination.
- * Do not use face mask during examination.
- * No warnings will be displayed before disqualification.

Note : The final decision to disqualify lies with WEF.

You are continuously monitored by camera, mic and you are fully recorded video and audio through out your examination. Your each and every activity is monitored closely.

*We are not happy to disqualify one or any of the student, but at the same time the examination need to be conducted in fair manner to give justice to honest and sincere students.

For smooth conduction of your examination follow the following procedure :

Please read the instruction document completely and carefully from top to bottom. Do not ignore any point.

Make necessary changes in the setting of the device on which you will be giving the examination.

Do not change the device once you have done all the settings.

Keep an alternate device with settings in case your initial device goes inoperative.

Give your examination with a wi-fi speed connection or with a full range mobile connection.

Use latest google chrome browser for the examination.

Block all updates and notifications like antivirus updates/ windows updates/ notification / alerts etc. that may pop up during examination time. (You can do it by changing settings of your device)

Remove all apps that may send notifications. You can reload them once your exam is over.

Close all apps during examination period. Only the exam screen should be open.

Block all incoming calls and messages.

Do take a mock test as soon as possible so as to give you sufficient time to change or do your settings.

Mock test is just for practice. It is irrespective of the subject and questions of the main examination.

Log out of all gmail accounts .

Do remember your user id and password. So when ever you are logged out you can re login at the earliest.

Please ensure that you are using only the mentioned links/app for the exam.

Check the internet connectivity, microphone and camera of the device before exam.

Do check your device to ensure that it is working well, processing speed is good and the camera and microphone are working properly.

Don't accept incoming calls, click on notifications or switch tabs during the exam.

Don't input incorrect login credentials into the system.

Don't indulge in malicious practices during the exam.

Don't take your exam without properly checking the internet connectivity, camera and microphone.

Don't download any platform from any other link other than what is mentioned in the document.

Make sure your microphone is working and is on all the time during the course of the exam.

Please do not close the app without submitting the exercise properly.

Please make sure that you have good bandwidth uninterrupted internet connection.

Reject incoming calls during examination. While taking exams on mobile, any incoming calls acceptance shall be treated as application switcher & doing so would submit your exam.

To Block notifications from all sites

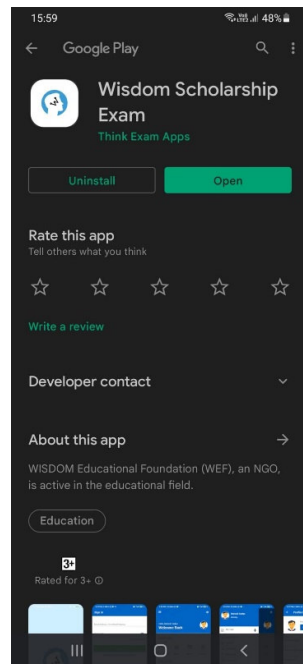
1. On your computer, open Chrome.
2. At the top right, click More. Settings.
3. Under "Privacy and security," click Site settings.
4. Click Notifications.
5. Choose to block notifications: Block all.

About App

INSTRUCTIONS About APP :

The link to download the app for android phone is

<https://play.google.com/store/apps/details?id=com.wisdom.exam>



The application is also available by searching for wisdom scholarship exam on the app store.

If you are appearing for examination through laptop or PC, visit

<https://wisdom.thinkexam.com/candidate/login>

After Download, when you start the application for the first time it will ask you to allow display over other apps, please enable this option. It will also ask you permission for taking video and audio, please give these permissions. Otherwise you will not be able to continue with the exam.

Enter your login id and password as mentioned above.

Login Credentials:

LOGIN ID (Type in place of email) : seatnumber@wef.com

(If your seat no. is 32001010 then your login id is 32001010@wef.com)

PASSWORD : date of birth in the format@wef (DDMMYYYY@wef)

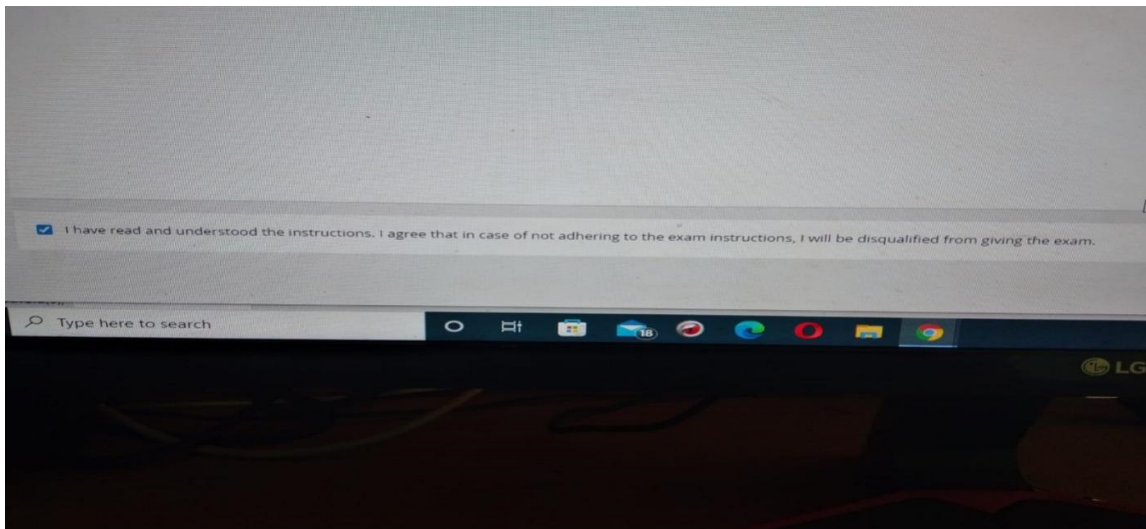
(If your date of birth is 02 Jan. 2010 then your password is 02012010@wef)

SERVER ADDRESS : www.wisdom.thinkexam.com

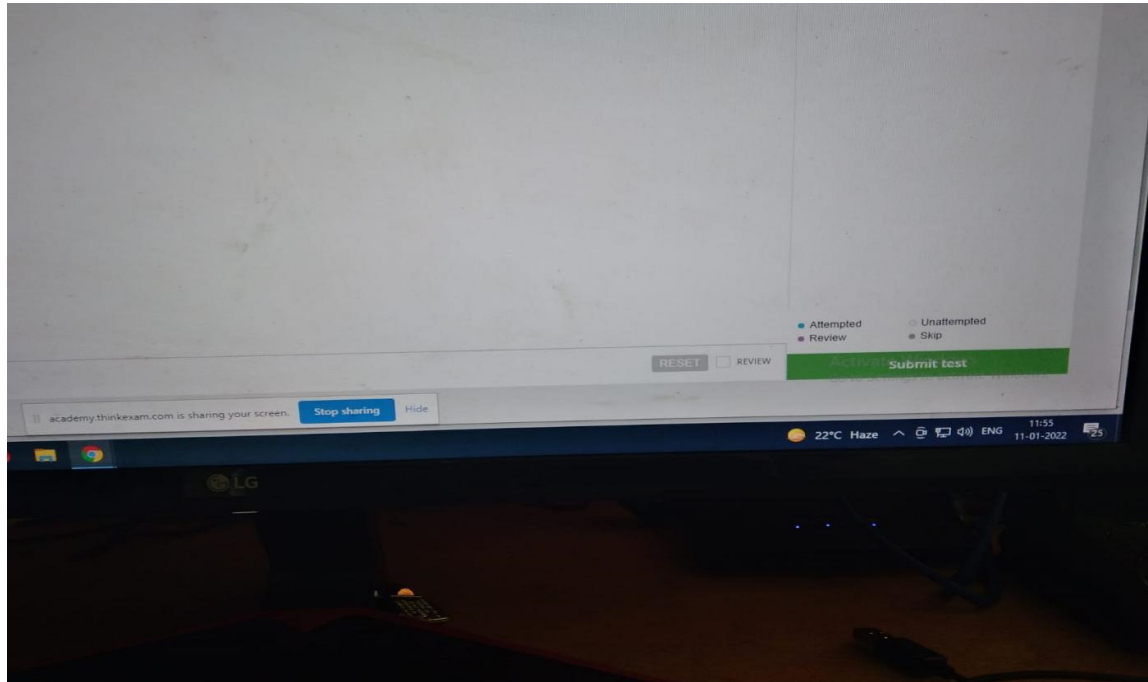
Click on the SIGN IN button. Follow the instructions. You may continue and take the test

- Once you continue from this page you will be shown the next exam that you have to take.
- The exam will start at the stipulated time. If you login early, it will show a countdown message.
- The question paper would be displayed automatically when the exam starts. When the stipulated exam time is over, the application would automatically submit your test.

*Your internet speed will be checked before the start of the exam and during examination and will be shown continuously on the top right of your screen during the entire exam. Please make sure that you have good bandwidth uninterrupted internet connection.



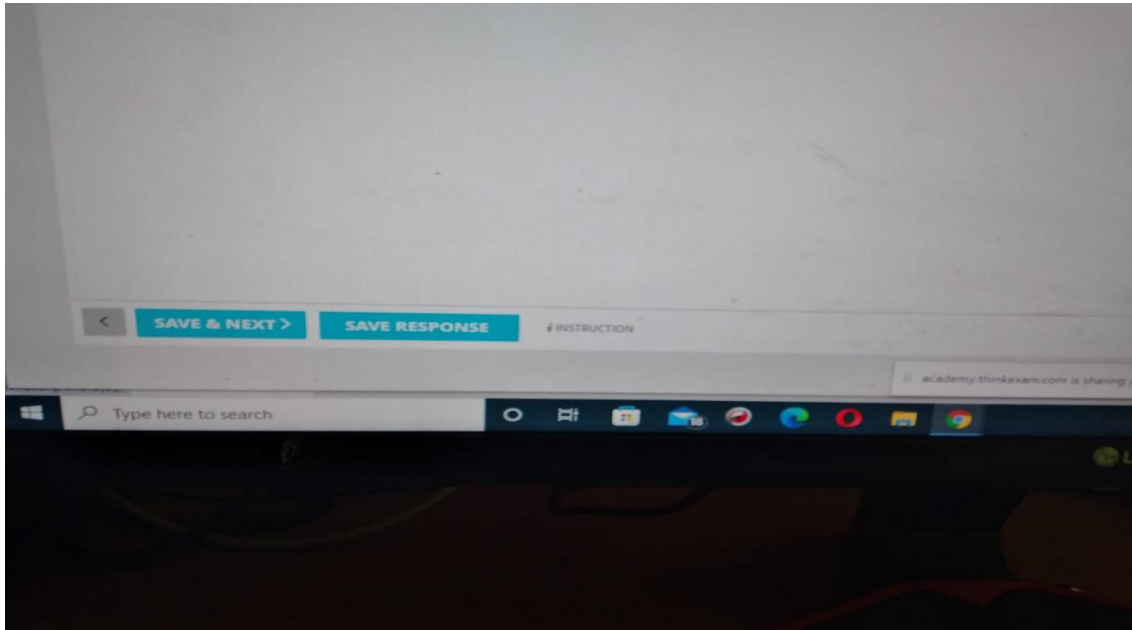
*A set of instructions will be provided before the exam. Please read them carefully and acknowledge that you have read and understood to instructions before starting the exam.



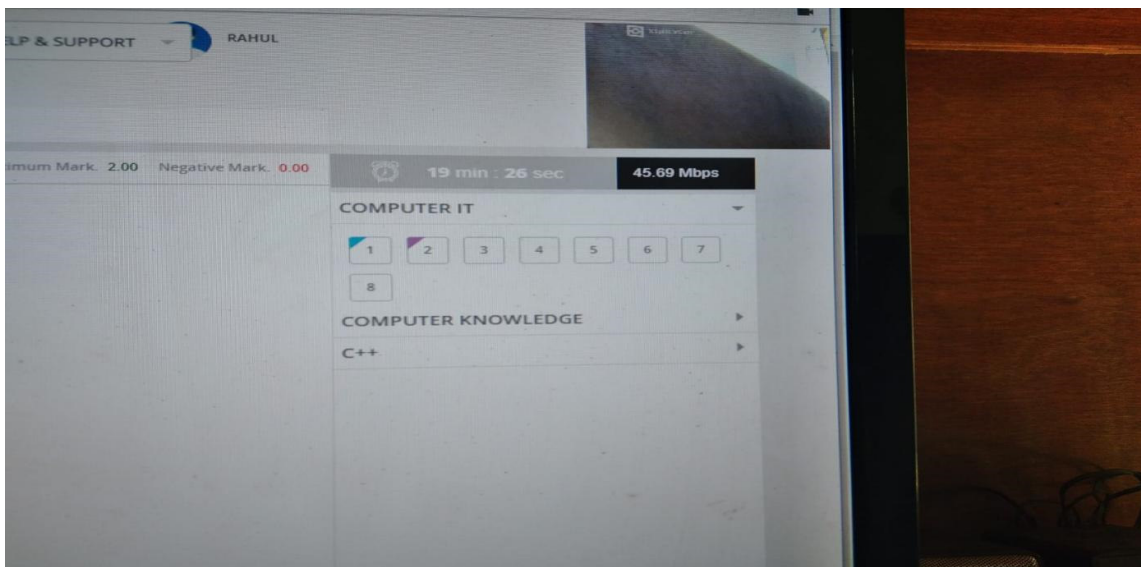
A mock test will be conducted before the examination. The date and time will be from 2 PM to 6 PM 1 day before the exam days, that is on the 10th of February, 2024 and the 24th of February, 2024.

A test will be conducted before the start of the exam to check the compatibility of your desktop/ laptop or android phone to make sure that your system is compatible to give the exam.

Futhermore, a microphone test, a video camera test and internet speed test will also be conducted. If you fail in anyone of those, the software will keep on trying to conduct the tests until everything is working. So make sure that you have a working videocamera, microphone and a good internet connection on your system. Additionally, you will have to share your screen to give the exam succesfully, so make sure to give the permission to the software whenever it asks for it.



*You can go to the next question by clicking the save and next button and your response will be saved and the system will direct you to the next question.



*You can also click the save response button and then manually click the question number on the top right to go to particular question. A marked question will be shown with a blue mark, a question marked for review will be shown with a purple mark and an unmarked question won't have any mark for it.

Furthermore, check how the internet speed and the video of the person is shown on the top right. Make sure that your face is always visible in front of the video camera. The above picture shows an example of how IT SHOULD NOT BE, as the face of the person giving the exam is not visible.

Details of examination :

Date and time of examination is mentioned on your hall ticket.

Questions Type : Multiple Choice Questions (MCQ)

Science Exam : No. of Questions : 100 , 1 marks each question, Exam duration : 90 minutes.

Maths Exam : No. of Questions : 50 , 2 marks each question, Exam duration : 90 minutes.

Directions :

All students are advised to login 10 minutes before your exam time on the exam day.

The mock exam will be set up from 2 PM to 6 PM 1 day before the exam days, that is on the 10th of February, 2024 and the 24th of February, 2023.

On successful login, you may continue with the mock. In case you face any issue with your browser or mobile app configuration, you may escalate, to get your issue resolved. Once resolved, you may continue with your mock test.

No app is required to be downloaded for exam to be taken from the Browser. Please read the instruction document completely.

- The questions will be displayed one question at a time.
- Right to Left OR Left to Right swipes on screen will take you to the next or previous question.
- The time remaining will be shown at the top of the page.
- Clicking the Submit button in the Question Navigator submits all your answers and ends the session. Once submitted, you will not be able to re-attempt the exercise.
- Each multiple-choice question has only one correct answer which should be selected for full marks.

PLEASE NOTE

- It is compulsory to click the Submit button after completing the exam.
- If you exceed the time limit, the system will prompt you and forcefully submit your answers.
- If you are logged out of the platform, please log-in with the same credentials and resume the exam. The exam will not be aborted, however it will incur negative marking.
- For every tab changes negative marking system will be as :

Negative 1 mark for Science

Negative 2 marks for Mathematics.

There will no negative marking for wrong answers.

IMPORTANT

- If any connectivity issue is observed, the application might prompt you. You can try with another network if you have one available. If connectivity is very poor, you may get logged out with a message. You can continue the exam after logging in again. The server will be notified of all re-login attempts. It is advisable to check your internet bandwidth before sitting for the examination as multiple instances of logging in/out because of internet connection may disqualify your candidature. The decision of respective authorities at WEF shall be final in this regard.

The Exam is conducted in AI proctored mode. Your photo and video will be taken continuously and sent to the server.

The photo may also be sampled and displayed in a small window on the screen. Please ensure that your face is fully visible in the photo, and the lighting conditions are favourable. Ensure that you are facing the light and there is no light at your back (like an open window).

Points to remember :

- Each multiple-choice question has only one correct answer which should be selected for full marks.
- You can come back to previous questions & change your response multiple times during the exam time.
- You can use the question navigator to go to any question out of sequence. In the App, you can click on the question navigator button and choose the question, in the browser it is always visible on the right most panel.

